



## Premium Sports and Online Delivery

Colin Dixon, Founder & Chief Analyst, nScreenMedia

[colin@nscreenmedia.com](mailto:colin@nscreenmedia.com) | twitter: @nscreenmedia

# Agenda

Traditional Television Trends

Online Trends

Case study: Boxing

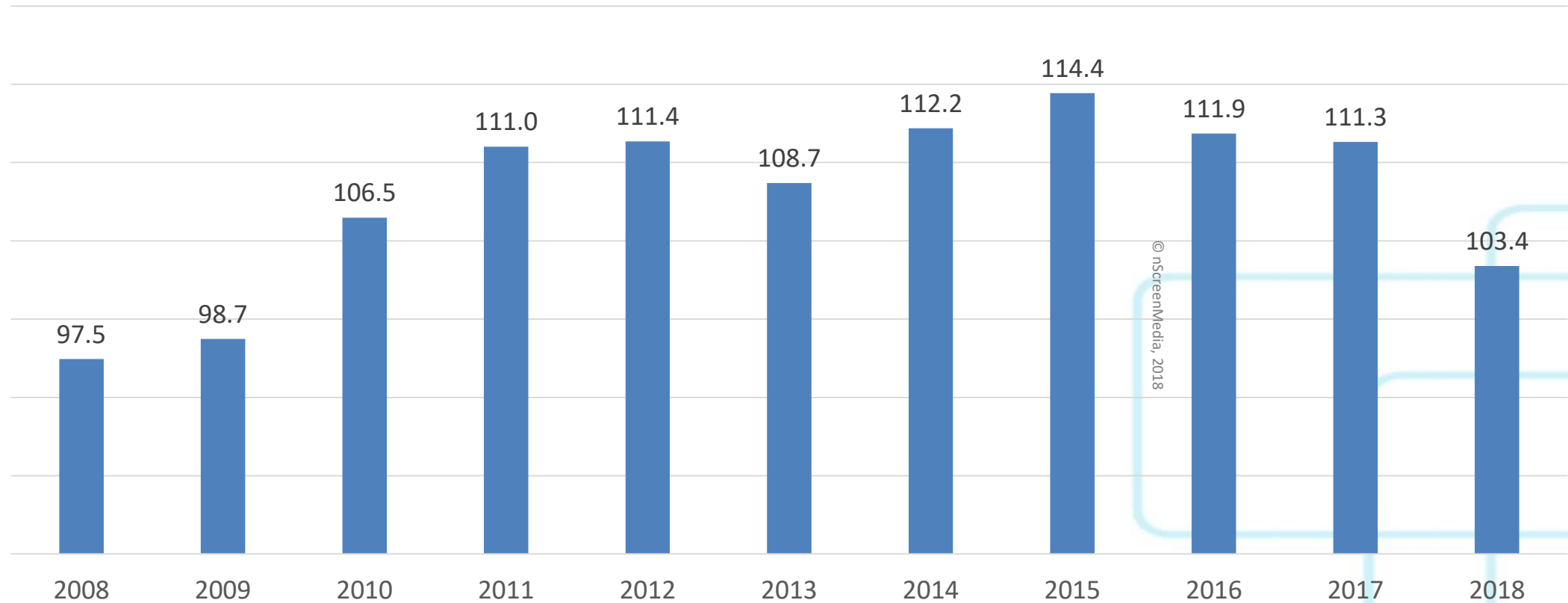
Case Study: Arsenal FC

Case Study: F1



# Premiere sports events still owned by TV

Super Bowl Audiences 2008-2018 (millions of home)

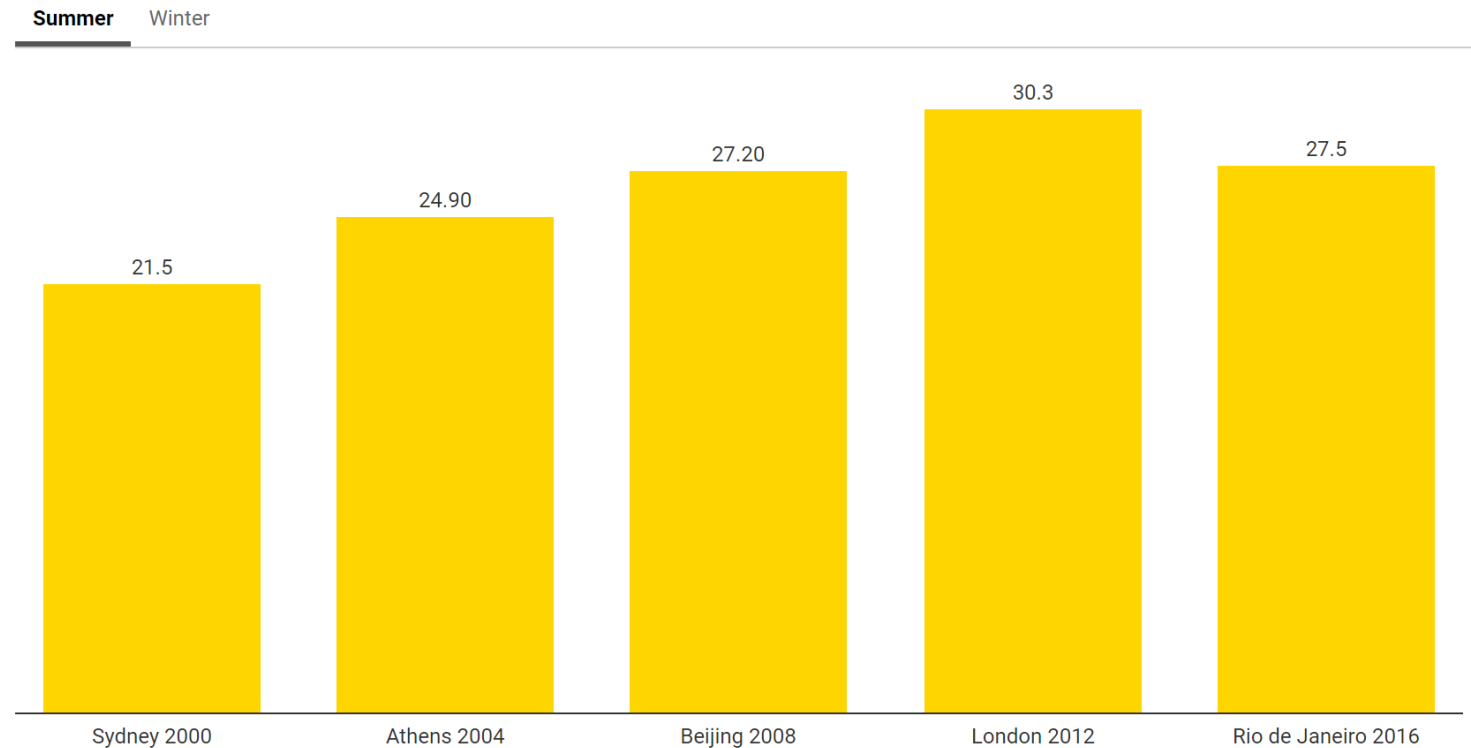


© nScreenMedia, 2018

# Sports on TV struggling to maintain audience

## Average Olympic viewership

In millions of viewers



Source: NBC | Winter Olympics viewership includes primetime competition as well as opening and closing ceremonies, while summer viewership is only for primetime competition. • [Get the data](#) • Created with [Datawrapper](#)



Not for distribution or publication

## Winter Olympics audience is falling

- 24.4 M Vancouver 2010
- 21.4 M Sochi 2014

## NFL average audience size declining

- 2016-17 season -8%
- 2017-18 -10%

## Premiere League mixed

- '16-'17 season -10%
- '17-'18 +8%

# While sports licensing fees just keep going up

## Average Olympic domestic rights fees



Source: S&P Global Market Intelligence • [Get the data](#) • Created with [Datawrapper](#)



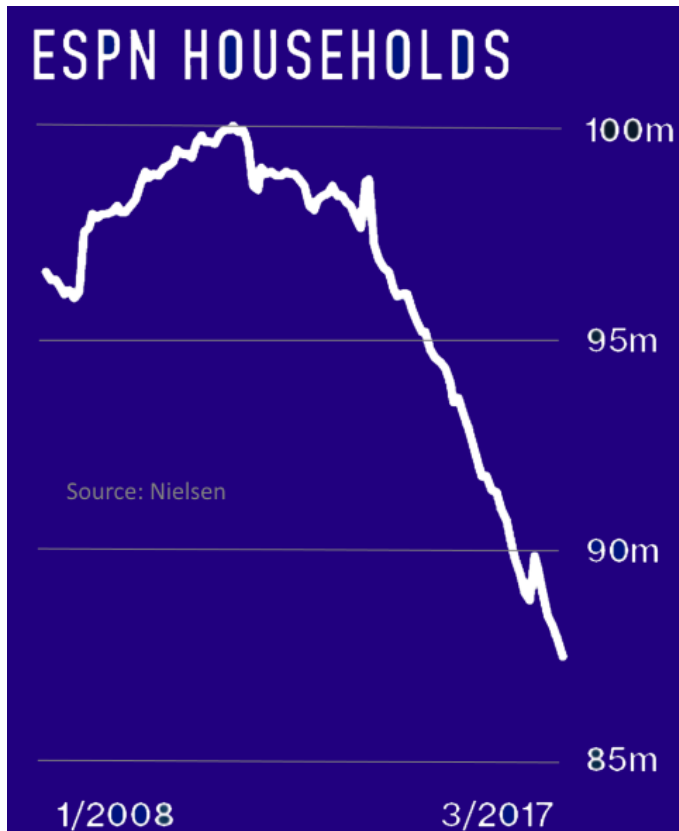
Not for distribution or publication

Verizon paid \$2B in 2018 for 5 year live NFL game streaming to mobile devices

Premier League UK rights escalating

- '10/'11-'12/'13 £594M per season
- '16/'17-'18/'19 £1.7B

## The ESPN challenge



ESPN households peaked in 2011 at 100M in the U.S.

- Down 12M since then, to 88M
- Lost 621K subs in just one month last fall

Viewership for flagship 6 PM Sportscenter broadcast down

- -12% from 2015

Sports licensing fees not falling

- Faces programming costs of \$8B this year
- Earned \$7.8B in pay TV license fees in 2017
- Still making money, but making much less

# Agenda

Traditional Television Trends

Online Trends

Case study: Boxing

Case Study: Arsenal FC

Case Study: F1



# Sports have seen strong growth online

Live includes sports and linear television

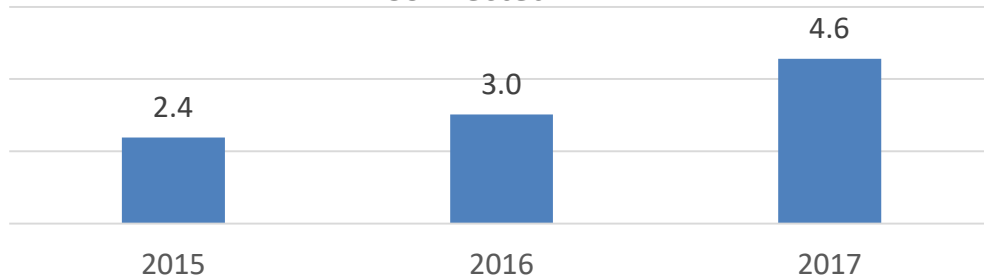
Share of home video starts increased

- From 19% in 2016
- To 36% in 2017

Engagement up on every device except the PC

- TV grew from 2.4 live plays per hour in 2015
- To 4.6 plays in 2017

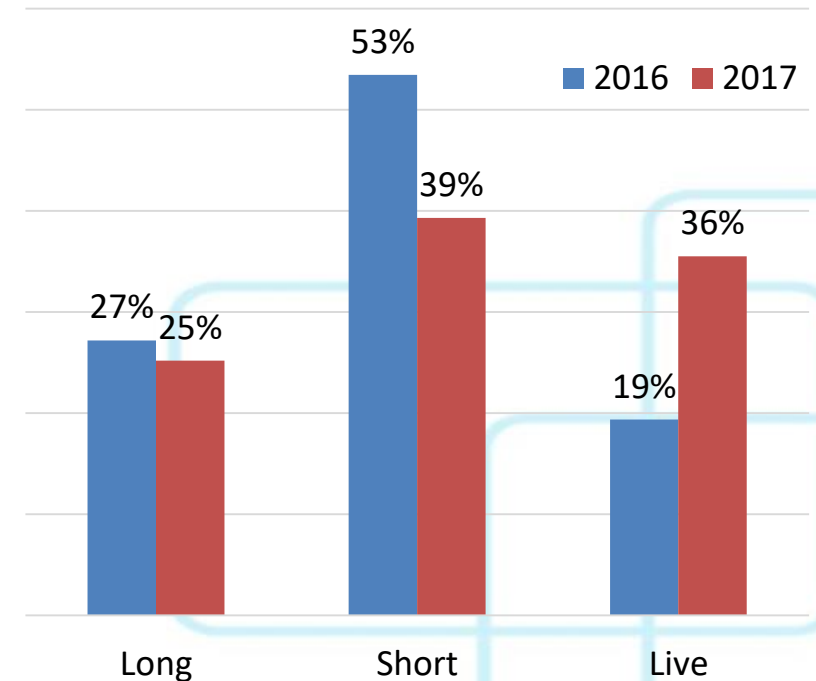
Hourly Live Plays per Unique Averaged over a Day on Connected TV



Source: Conviva, 2018

© nScreenMedia, 2018

## At Home Video Starts 2016 Vs 2017



Source: Conviva, 2018

© nScreenMedia, 2018

## Premium sports starting to migrate online

Twitter and Amazon live streamed 10 NFL games

- Twitter '16-'17 audience 265,800
- Amazon '17-'18 310,000
- TV audience in '17-'18 season was down 10%, to 14 million per game

Some leagues offering games online

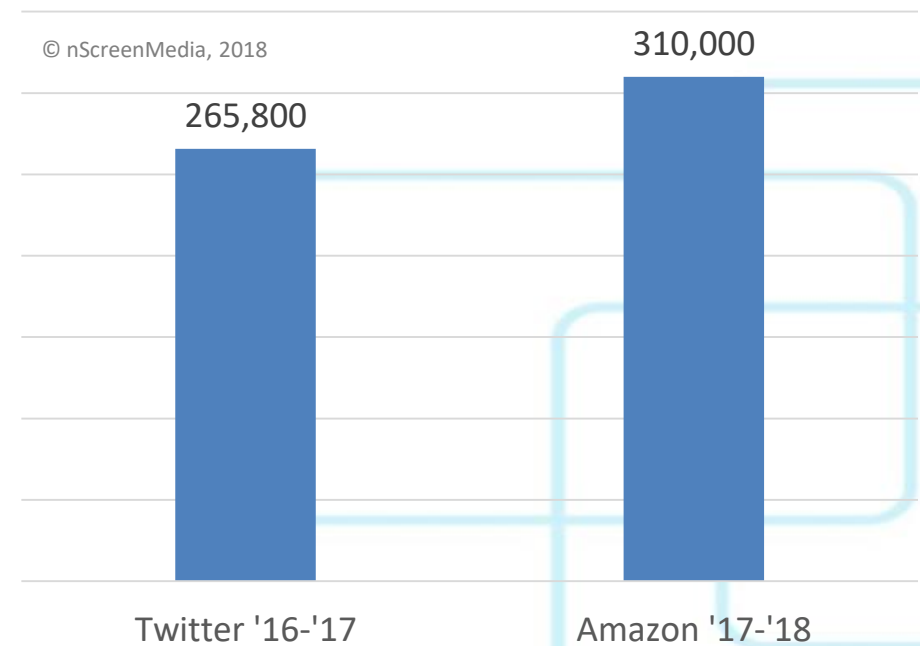
- NFL Game Pass, \$99/season out-of-US only
- MLB, MLS, NHL out-of-market games only

Facebook bid \$610M for 5-yr India Premier League cricket

- Lost bid to Sky



Average Minute Audience for Thursday Night Football on Twitter and Amazon



# Agenda

Traditional Television Trends

Online Trends

Case study: Boxing

Case Study: Arsenal FC

Case Study: F1



## Boxing finds new life online



Vanished from linear TV in many markets

- Controversial nature of sport was a problem

Pay-per-view events

- Mayweather-McGregor fight August 2017
- \$99 to watch the fight
- 4-5 million PPV sales, 50 million audience
- 3 million illegal viewers

ESPN adding boxing to its cable channel

- Multi-year, multi-platform deal with Top Rank promoter
- TV, PPV, TV Everywhere
- 18 events in the first year

## UK ITV using boxing to bolster falling ad revenue

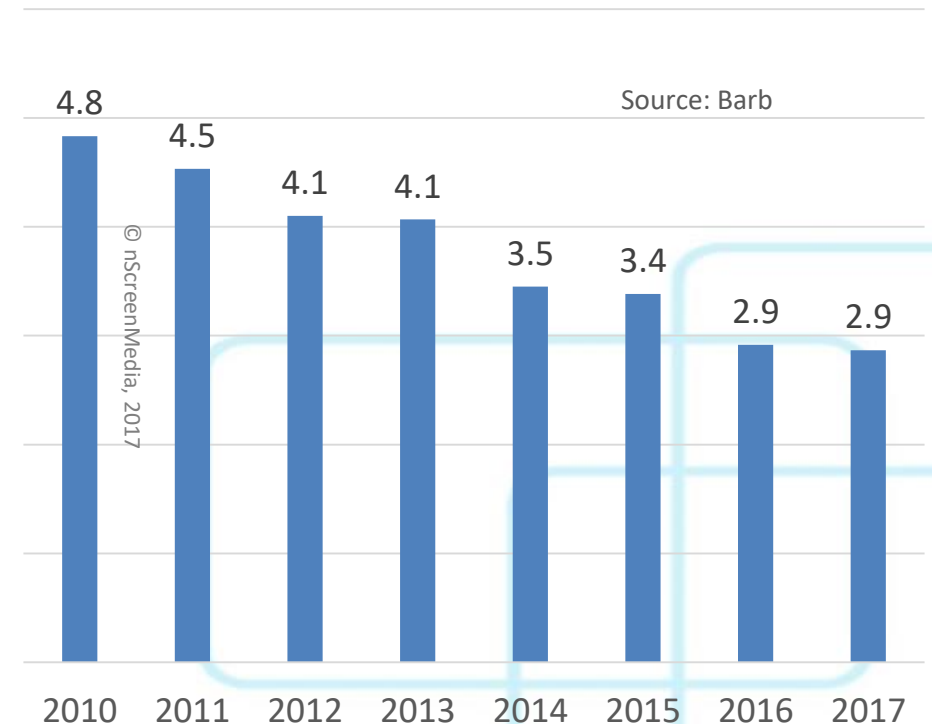
### UK commercial broadcaster ITV struggling

- Average weekly viewing per person down
- 2010 - 4 hours and 50 minutes per week
- 2017- 2 hours and 52 minutes, down 41%

### Diversifying revenue base

- ITV Box Office first PPV fight in 2016
- IBO world super middleweight title bout between Chris Eubank Jnr and Renold Quinlan
- Renamed Box Office to Venue
- Expanded offering with World Boxing Super Series
  - **Exclusive multi-screen PPV series**

ITV average weekly viewing per person



# Agenda

Traditional Television Trends

Online Trends

Case study: Boxing

Case Study: Arsenal FC

Case Study: F1



# Arsenal FC

## Content provided online

- Cannot stream live games
- Can stream time delayed starting midnight after the live game
- Highlight reels
  - **11 minute game highlights**
  - **3 minutes, just the goals**
- Coaches Press Conference, 30 min documentary

## Changed business models

- Launched with subscription model
  - **Only attracted 80,000 subs**
  - **No advertising due to sponsor conflicts**
- Switched to free sign-up
  - **1.5 million**
  - **35M Facebook followers**



# Agenda

Traditional Television Trends

Online Trends

Case study: Boxing

Case Study: Arsenal FC

Case Study: F1

Case Study: F1



## Formula 1 goes OTT



Until 2018, F1 only distributed through traditional TV

F1 changed approach this year:

“We have an obligation to our fans, quite candidly, to ensure they are able to access our content in any means they want. We would be derelict if we pursued a path for anything other than that.” Sean Batch F1 Commercial Director

Launched an OTT app in April:

- F1 TV Pro – Feature live races and all 20 driver cameras, as well as all Access features
- F1 TV Access – No live, race timing data, radio broadcasts, and extended highlights
- Annual: \$70-\$100, Monthly: \$8-\$12

Geoblocked to prevent license conflicts

## What F1 TV does for the sport



### One: Improves the traditional TV experience

- People with live races on TV have a reason to get F1 TV Access

### Two: Will grow the international audience

- Many regions don't have F1 on TV
- Sport is by its nature a world sport

### Three: Audience is widely dispersed

The Internet is great at aggregating large, dispersed audiences into an addressable market

### Four: Deep Engagement for everyone

- Coverage is limited to just the races
- F1 TV is available all the time, everywhere

## Conclusion

Escalation in costs of sports rights will continue


- Online providers will help push rights costs up

Sports not enough to hold people to traditional TV

- TV audiences will continue to decline
- As audience's attention moves online

Teams, leagues, organizations are innovating with OTT delivery

- Expand audiences
- Deepen engagement
- Support traditional TV experience



## About nScreenMedia

nScreenMedia is a resource to the Digital Media Industry as it transitions to the new infrastructure for multi-screen delivery. Through a mix of informed opinion, news, information and research nScreenMedia helps you make sense of multi-screen media.

[www.nscreenmedia.com](http://www.nscreenmedia.com)

### Disclaimer

We at nScreenMedia use rigorous methodologies in constructing and validating our research and opinions. Our collective knowledge includes information gathered from public and private sources, industry interviews and other research sources. Since the markets nScreenMedia covers are subject to rapid change, nScreenMedia is not responsible for loss caused by any errors, omissions, or misinterpretation of the contents. All information is provided “as is” with no warranty implied or expressed. nScreenMedia disclaims any liability to any individual or organization that has made business or investment decisions based on reliance on the contents of our research.

### Copyright Notice

This document is published by nScreenMedia, Copyright 2018. Reproduction is strictly forbidden unless authorized by nScreenMedia. This document must not be forwarded. It is for the personal use of the individual originally receiving it from the nScreenMedia only. You may use diagrams and data points in presentations and documents you create provided that: full attribution to nScreenMedia is included, you do not include more than 30% of the diagrams in a single presentation or document. All rights reserved.

