



The Future of Flow TV

Colin Dixon, Founder & Chief Analyst, nScreenMedia

colin@nscreenmedia.com | twitter: @nscreenmedia

Agenda

TV Viewing Trends

Pay TV Trends

vMVPDs (Skinny Bundles)

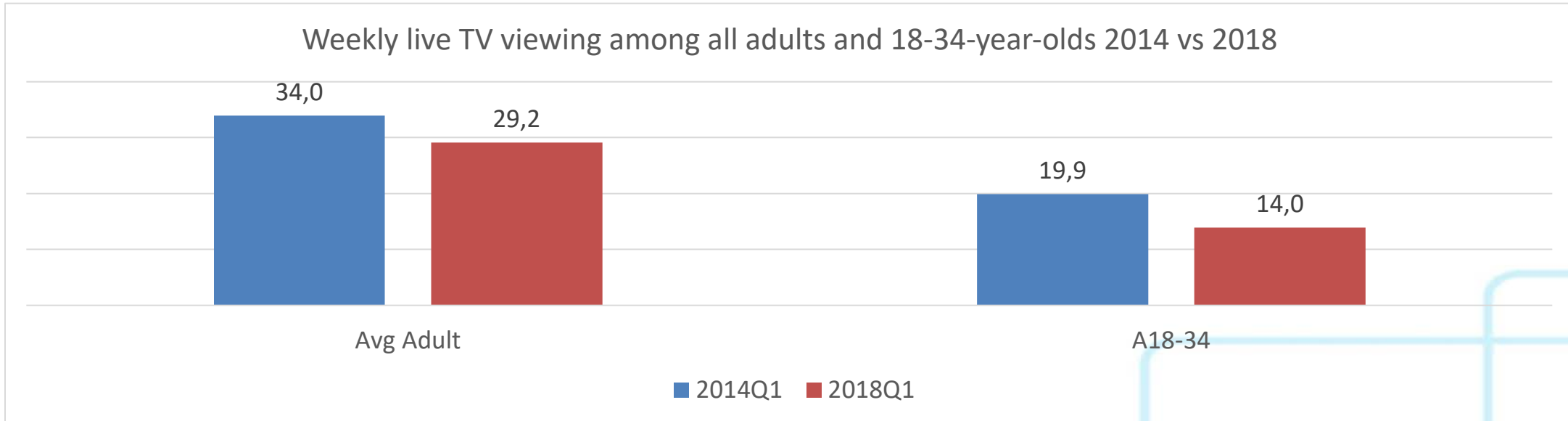
What is TV industry doing about it?

Linear Alternatives

Conclusion



Live viewing is declining in the U.S.



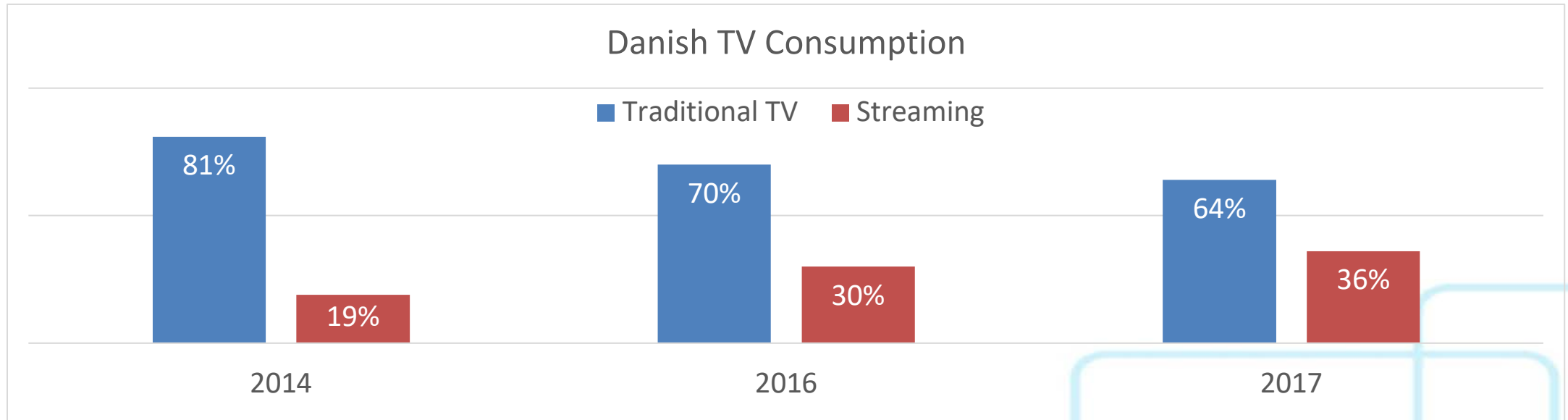
Average adult in the US watches 29 hours and 12 minutes of flow TV per week

- About 4 hrs. 10 mins per day
- 4% year-over-year decline
- Down 14% from 2014

In the young decline much more rapid

- 18-34 down 30% down since 2014
- They watch very little DVR content
- Just 2 hours per week on average

Live viewing is declining in Denmark



Flow TV consumption fallen consistently over last 4 years

- 81% of total TV viewing time in 2014
- 64% in 2017
- Down 17%

Online streaming grown strongly over the same period

- 19% of total TV viewing time in 2014
- 36% in 2017
- Up 17%

Agenda

TV Viewing Trends

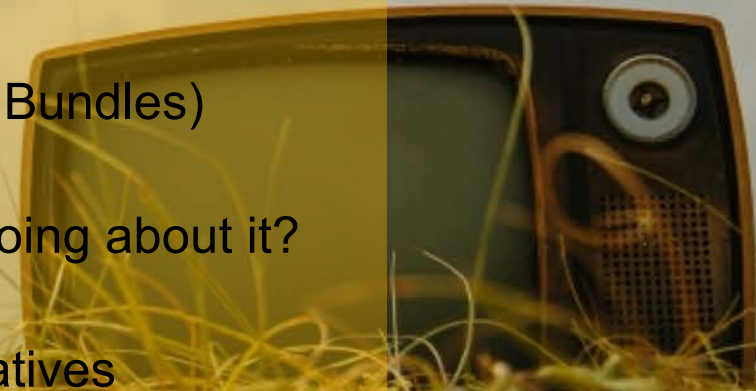
Pay TV Trends

vMVPDs (Skinny Bundles)

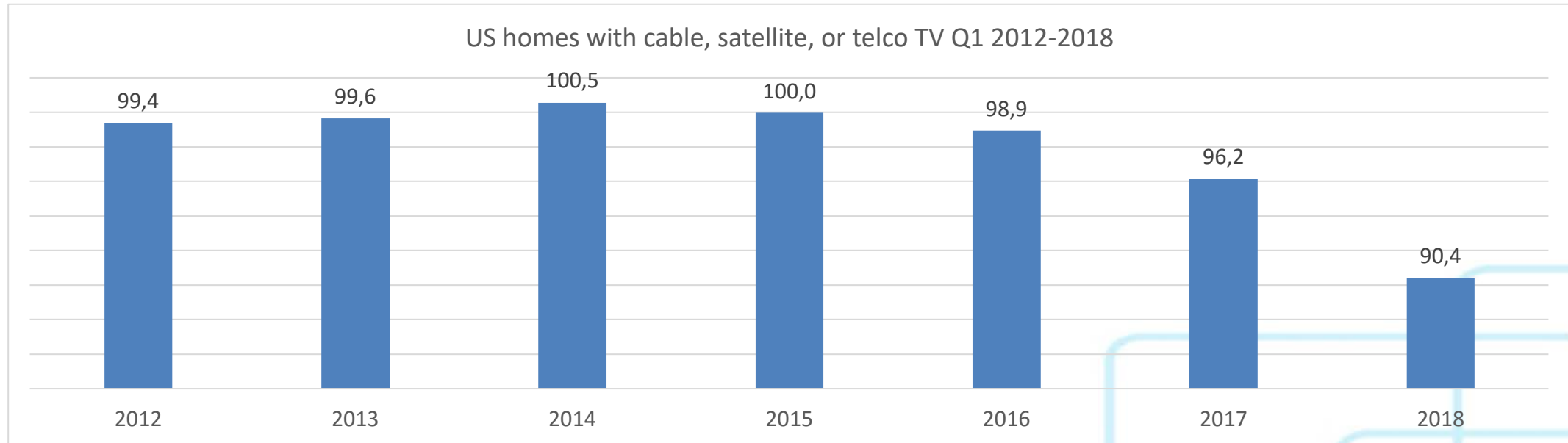
What is TV industry doing about it?

Linear Alternatives

Conclusion



Pay TV is declining - US



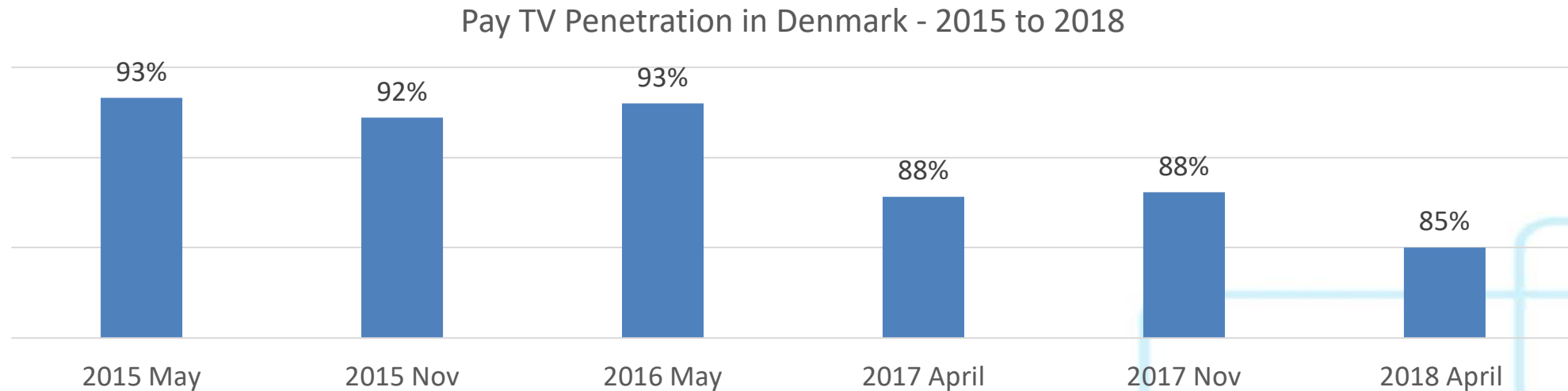
Number of US homes with pay TV declined steadily since 2014

- Down 10 million 2014 to Q3 2018
- 2018 decline almost 6M

Penetration had fallen steadily too

- Q3 2018, 74.5%
- 2014, 87%

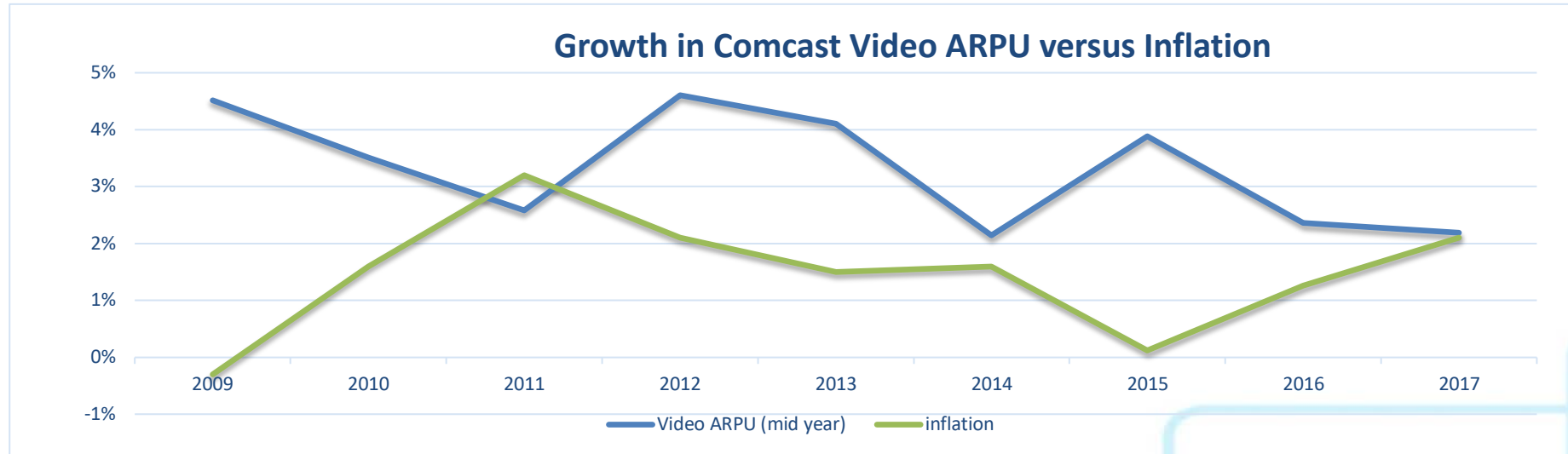
Pay TV is declining - Denmark



Number of Danish homes with pay TV declining since 2016

- Huge decline 2016 to 2017
 - **5% decrease**
- Down 8% from historic high of 93%

What's so bad about the big bundle – consumer I



Pay TV takes a bigger part of the household budget each year

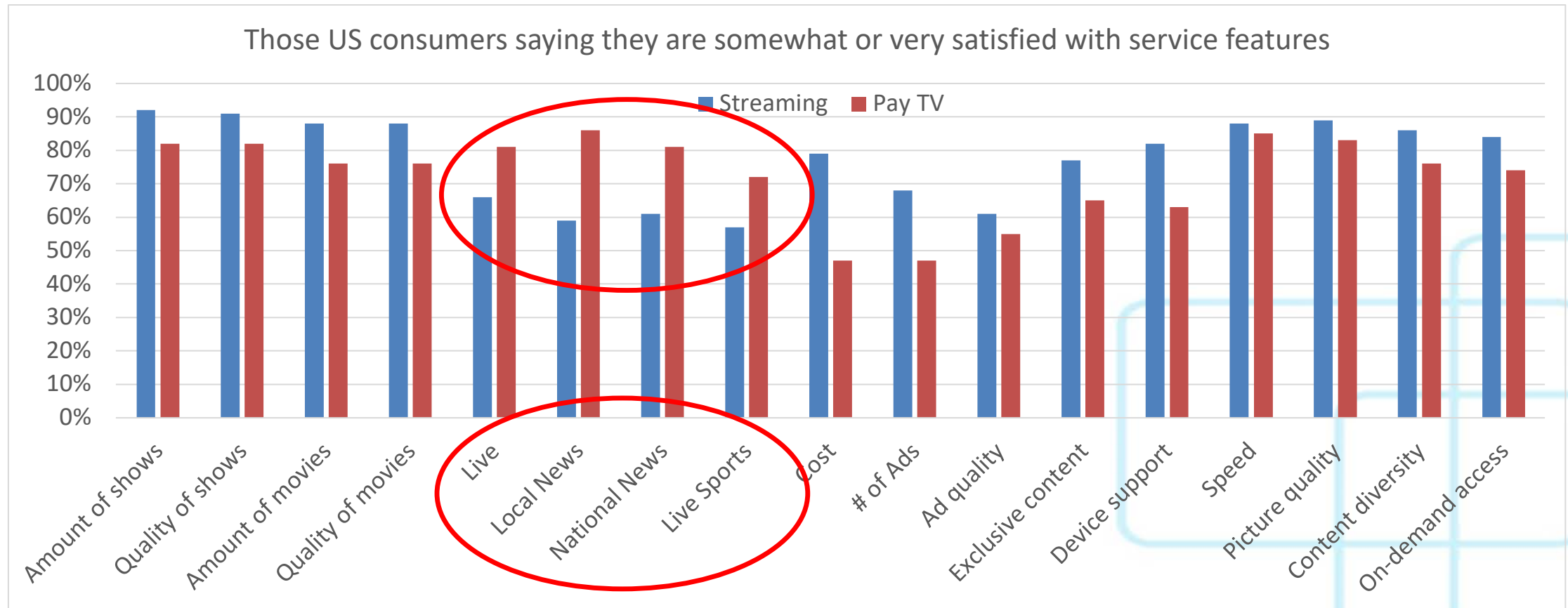
- Above inflation increases in 7 of the last 8 years
- ARPU increase is often 3% more than inflation

In real terms, Comcast pay TV is 20% more expensive now than in 2009

- Video ARPU 2009: \$65.80
- Video ARPU 2017: \$84.50

Middle class wages increased very little over the period.

What's so bad about the big bundle – consumer II



What's so bad about the big bundle – consumer III

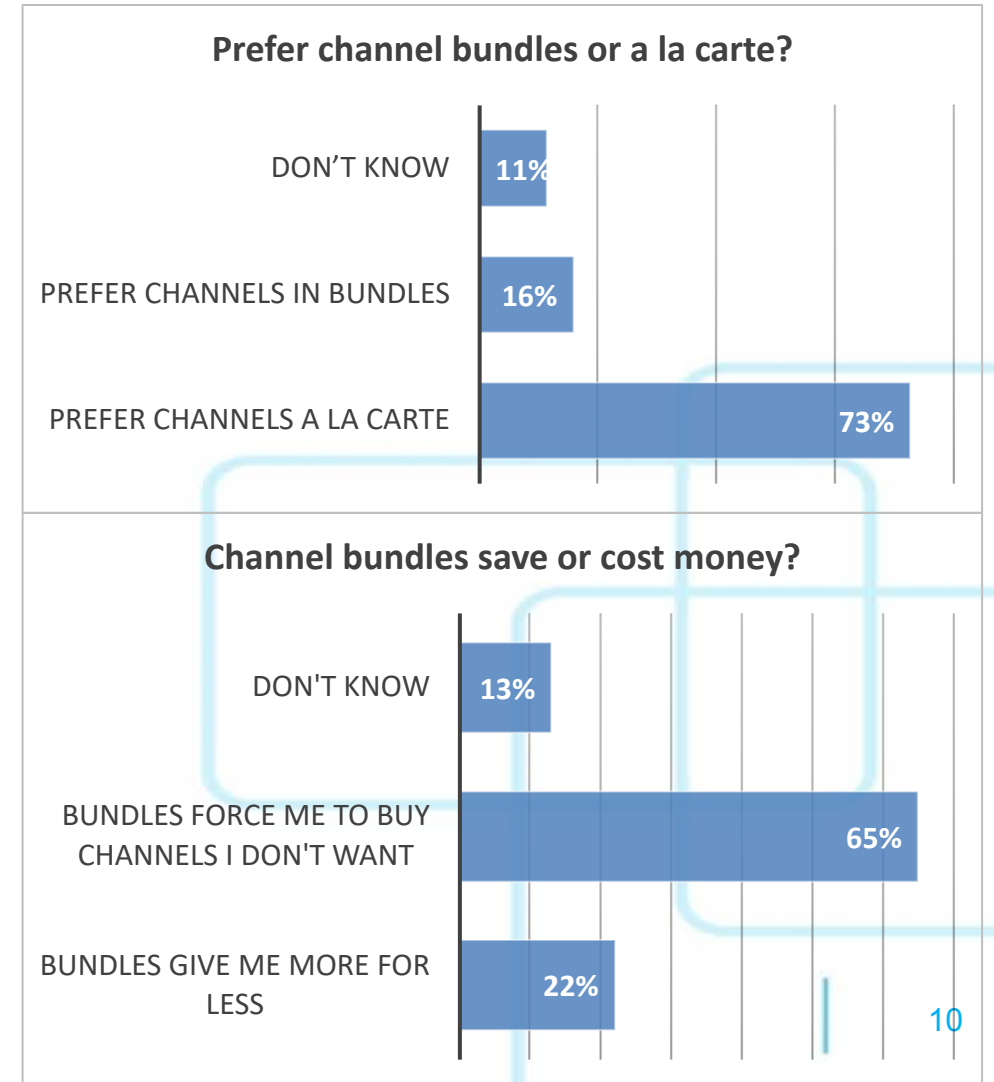
Consumer just don't want the big bundle anymore

Most want to pick the channels in the pay TV bundle

- 73% say would prefer to pick channels a la carte
- Only 16% want the operator to choose

Don't think the big bundle saves them money

- 65% think the big bundle forces them to pay for channels they don't want
- Only 22% think the big bundle saves them money



Agenda

TV Viewing Trends

Pay TV Trends

vMVPDs (Skinny Bundles)

What is TV industry doing about it?

Linear Alternatives

Conclusion



What are “vMVPDs”?

Pay TV delivered entirely online

Focused on linear television

Often with a much smaller number of channels than traditional pay television

- “skinny” bundle versus the “big” bundle
- 20 – 100 channels versus 100 - 300

Friendlier business terms than regular pay TV

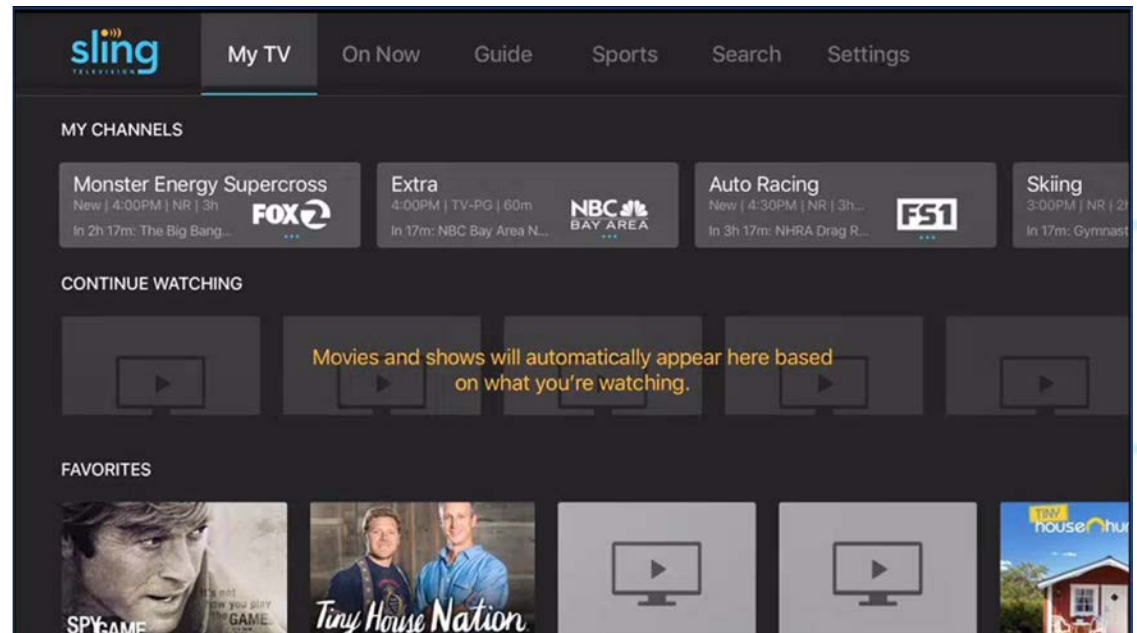
- Monthly commitment
- \$20 - \$60 per month

US vMVPDs

- Launched: Sling TV, DirecTV Now, PlayStation Vue, FuboTV, YouTube TV, Hulu Live
- Preparing a package: Verizon, Comcast

Some form of vMVPD will arrive in all regions

- Lower cost because no in-home physical presence required



vMVPD Services

	Price	Channels	Streams	DVR	Highlights
Sling TV	\$20	30	1	Yes*	ESPN, TNT, TBS, HGTV, AMC, Disney, Comedy Central
DirecTV Now	\$40	60	2	Yes~	ESPN, TNT, TBS, HGTV, A&E, Disney, FS1, History, Comedy Central
PlayStation Vue	\$39.99	49	5	Yes	Fox, ABC, NBC, ESPN, Disney, Fox Sports, TNT, TBS, HGTV, USA
YouTube TV	\$40	40	3	Yes	ABC, CBS, NBC, Fox, SyFy, USA, The CW, ESPN, Fox Sports, RSNs
Hulu Live	\$39.99	50+	2	Yes~	ABC, CBS, NBC, Fox, ESPN, HGTV, USA, SyFy, A&E, Disney Channel, CNN
fuboTV	\$49.99	51	2	Yes~	NBC, Fox, FS1/2, RSNs, Fox Soccer Plus, SyFy, A&E, Fox Deportes

“One of the objectives was to make it as simple as possible. The \$20 price point was really critical for us. The easiest thing would have been to do the traditional pay TV deals. We would have completely missed the market we were going after. The more challenging thing was to get programmers to agree that this is going after a different market, so we need a different model.”

Roger Lynch, Sling TV CEO May 2015



How are vMVPDs doing?

Total of about 7.5 million subscribers

- Sling TV ~2.4 million
- DirecTV Now 1.9 million
- PlayStation Vue ~0.8 million

vMVPDs growing while pay TV shrinks

- First 3 quarters of 2018
- Pay TV lost 5.6 million subscribers
- vMVPDs gained 5.1 million

In 2018, 1+M a rejecting the pay TV model completely



Agenda

TV Viewing Trends

Pay TV Trends

vMVPDs (Skinny Bundles)

What is TV industry doing about it?

Linear Alternatives

Conclusion



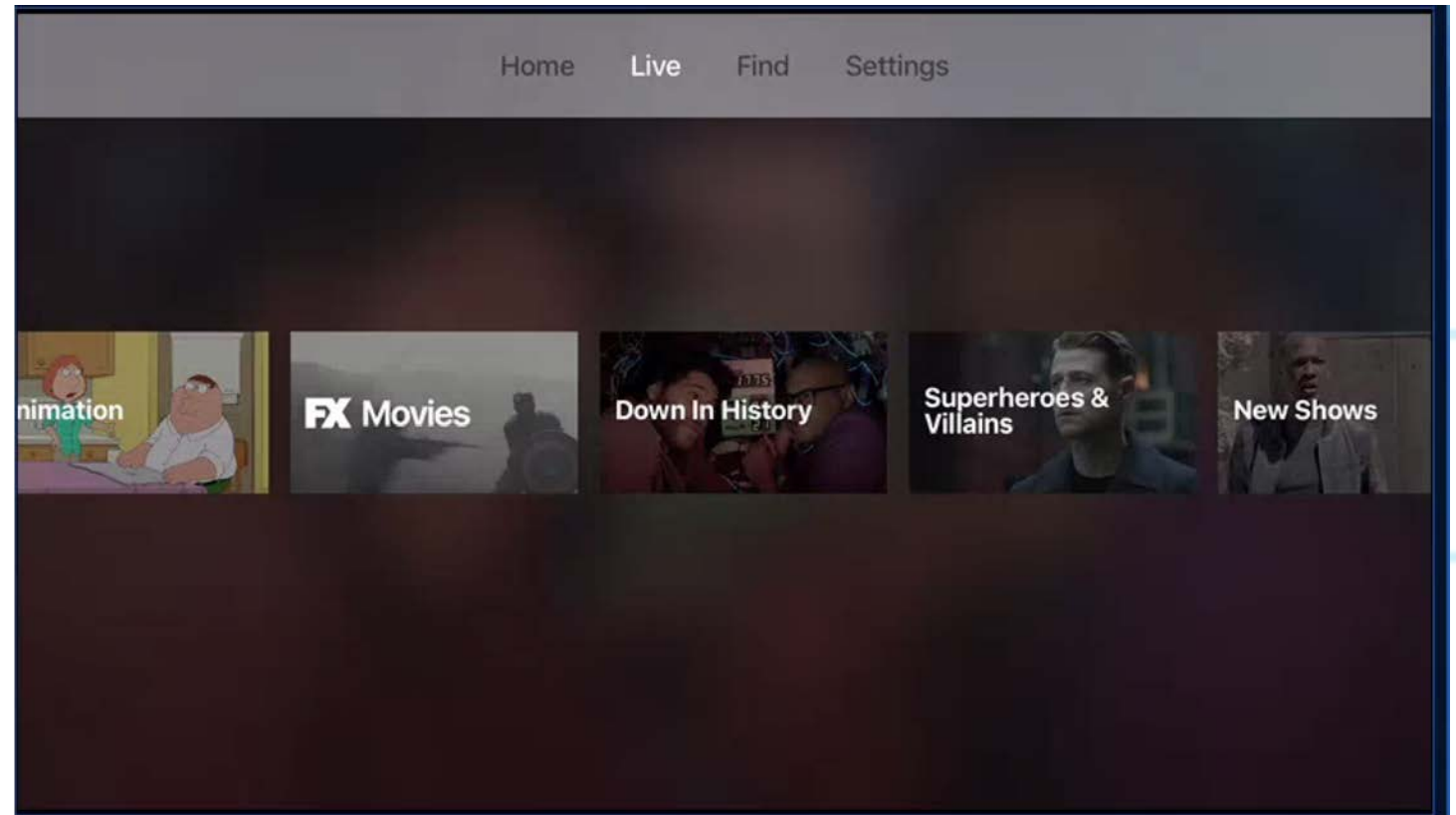
Authenticated services - Fox Now

Just released Fox app for Apple TV

Combines Fox family of channels

- Linear channels as broadcast on TV
- Some content blacked out due to license restrictions
- Includes a linear guide
 - **With catchup**
- Includes on-demand content

Preparing for an SVOD future?



TV2 Play

TV2 Play delivers all 6 broadcast channels online

Large library of on-demand assets

Restart services

Packages for every taste

- Ad-free
 - **129DKR a month TV+VOD**
 - **69DKR a month VOD only**
- With Ads
 - **99DKR TV+VOD**
 - **39DKR VOD**



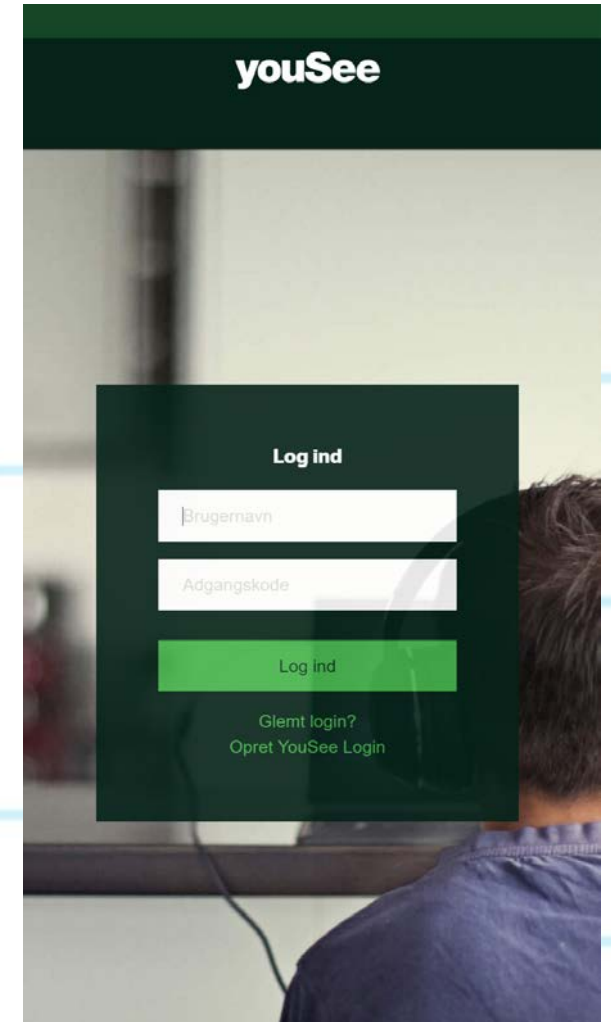
Authenticated services – Operator Portals

Most operators have launched their own video portals

- Includes linear and on-demand content

Usage is increasing among subscribers

- 50% of U.S. subscribers are aware their operator providers multiscreen access
- 31% of pay TV subscribers accessed an operator portal in the US in the fourth quarter of 2016
- Up from 22% the year before
- 61% of TVE users watch through operator app weekly
- A quarter watch daily



Agenda

TV Viewing Trends

Pay TV Trends

vMVPDs (Skinny Bundles)

What is TV industry doing about it?

Linear Alternatives

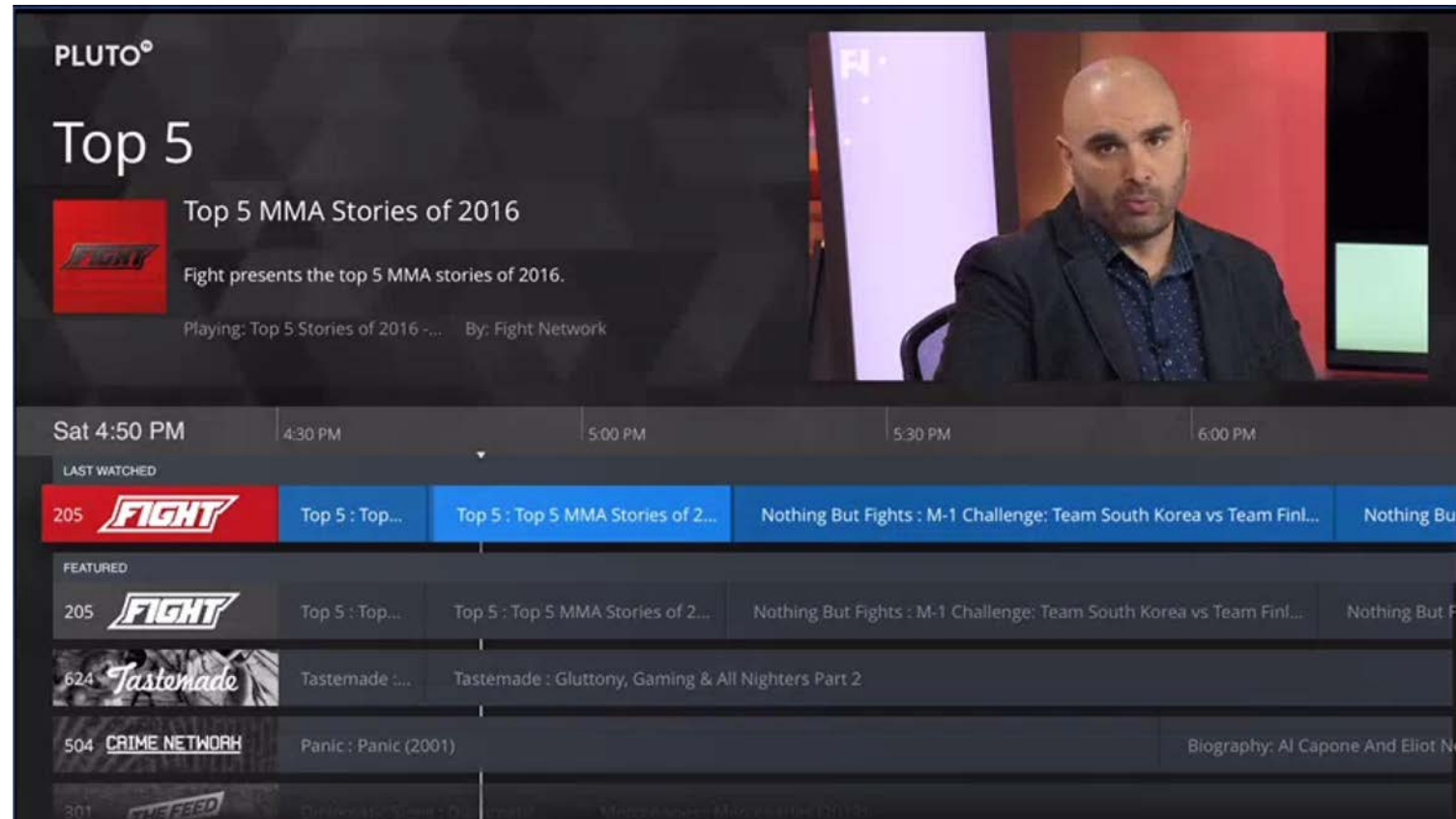
Conclusion



New linear services – Pluto TV

“It’s true that lots of shows that have traditionally been appointment based are perfect for on-demand viewing. However, the majority of viewing time is with the TV on and running in the background, not specifically appointment based.”

Tom Ryan, CEO of Pluto TV



New linear services – Rheo

“A continuous stream of curated and personalized video delivered to you effortlessly”

Alan Cannistraro, CEO of Rheo

“Instead of it being organized by channel or genre, it is organized by moods.”

Charles Migos, Chief Product Officer of Rheo

Hear more at:



Agenda

TV Viewing Trends

Pay TV Trends

vMVPDs (Skinny Bundles)

What is TV industry doing about it?

Linear Alternatives

Conclusion



Conclusion



Linear TV will make the transition online

- The format serves a valuable viewing need of consumers
 - **Answers approximate needs – What's happening in the news**
 - **Answers the tyranny of choice**
 - **Handles mass-market sports very well**

Usage of traditional “programmed” linear will be much less than it is today

- Traditional channels, particularly broadcast channels, are the unique construction of bandwidth-restricted TV
- vMVPDs will be part of the content mix for some, but will be the main part for few

Online linear-like services will come to replace some of programmed linear

- Better answer to tyranny of choice (Pluto TV)
- Better for ambient and mood type needs

About nScreenMedia

nScreenMedia is a resource to the Digital Media Industry as it transitions to the new infrastructure for multi-screen delivery. Through a mix of informed opinion, news, information and research nScreenMedia helps you make sense of multi-screen media.

www.nscreenmedia.com

Disclaimer

We at nScreenMedia use rigorous methodologies in constructing and validating our research and opinions. Our collective knowledge includes information gathered from public and private sources, industry interviews and other research sources. Since the markets nScreenMedia covers are subject to rapid change, nScreenMedia is not responsible for loss caused by any errors, omissions, or misinterpretation of the contents. All information is provided “as is” with no warranty implied or expressed. nScreenMedia disclaims any liability to any individual or organization that has made business or investment decisions based on reliance on the contents of our research.

Copyright Notice

This document is published by nScreenMedia, Copyright 2017. Reproduction is strictly forbidden unless authorized by nScreenMedia. This document must not be forwarded. It is for the personal use of the individual originally receiving it from the nScreenMedia only. You may use diagrams and data points in presentations and documents you create provided that: full attribution to nScreenMedia is included, you do not include more the 30% of the diagrams in a single presentation or document. All rights reserved.

